





# Torque Converter Lock-Up Apply Regulator Valve Body

## Instruction Manual


Install valve, spring, and retainer as shown. Be sure the valve moves freely in bore. Use a cover plate with hole smaller than .080".



Place two .250" checkballs into the cavity of the lower valve housing. Use a small amount of trans gel for easy assembly.




Use a 22-AR separator plate.



A 48RE torque converter impeller hub is required. The inside of a 48RE torque converter impeller hub will have no step, or a slight .005" step.

The inside of a 47RH or 47RE torque converter impeller hub will have a noticeable .05" step.



A 48RE oil pump stator support with seal is required. This seal must be installed.

